

THANK YOU FOR YOUR PURCHASE!



Did you know that when you leave feedback on TPT you earn credits towards future purchases?

★★★★★ Extremely satisfied

I truly appreciate your feedback to help my little store grow.

LET'S BE FRIENDS

Access my
Freebie
Library

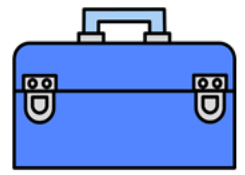
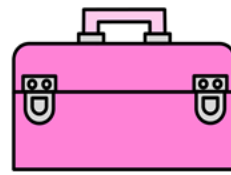

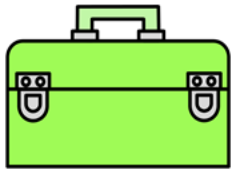
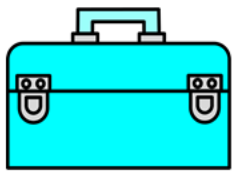


Stay updated on new product announcements (they are 50% off for the first 24 hrs posted!) by following me on TPT, checking out my website, and subscribing to my newsletter.

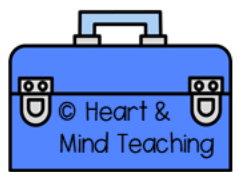
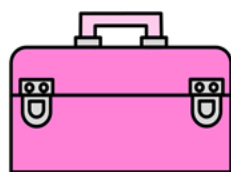
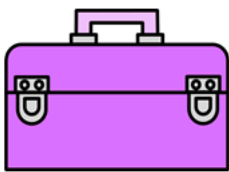
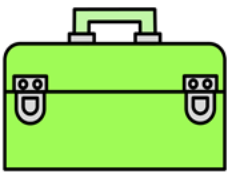



If you have any questions or concerns please email me at:
heartandmindteaching@gmail.com

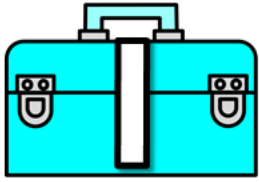
♥
Ashley



BEHAVIOR TOOLBOX Gossiping



BEHAVIOR TOOLBOX



Gossiping

What it looks like

*Student always has a story to tell about a classmate, teacher, friend, parent, or themselves.

*Usually the story the student is telling is negative, is not necessarily the truth, and they are not concerned with hurting the person they are talking about.

*Attention seeking, gossiping is their way of getting attention, power, and status.

*This student's mind is always thinking about getting more information to share on others.

*Disloyal, would gossip on their own best friend.

*Prefers to be around other people in a group setting.

*Likes to talk and be heard., able to turn any conversation into stories about someone else.

*The classroom environment becomes negative due to the
gossiping. Friendships may end, fights may occur, and an overall
lack of trust develops.

Gossiping

BEHAVIOR TOOLBOX



Gossiping

What to do

*Speak to the student in private, explain how gossip affects the person being spoken about and how it makes the gossiper look. Ask the student "If you were in his/her shoes, how would this make you feel?"

*When speaking to the student, provide specific examples of how the gossiping has hurt another person. As a last resort, have the student repeat the gossip to the person they were speaking about. They need to take ownership for what they said and they need to see how it impacts the other person.

*When discussing a situation, explain that you are here to help the student learn responsibility. We are responsible for the words that come out of our mouth. Encourage the student to share positive news instead of negative.

*The student is gossiping to get attention and a sense of power and status from knowing important information. Give the student a classroom task that will fulfill this need. They could be in charge of the classroom newsletter or the classroom reporter, who at the end of the day reports positive moments from the day.

*This student should be seated in close proximity to the teacher.

*Recommended book that discusses gossiping is "Mr. Peabody's Apples" by Madonna. A great lesson that can be used with Mr. Peabody's Apples is to have the class rip up a giant heart and attempt to have them tape it back together. It will never look the same, which represents the damage that gossiping can do to a person.



Gossiping

BEHAVIOR TOOLBOX



Gossiping

What NOT to do

*Do not speak to the student in front of others. They are gossiping to get a feeling of power and status, shaming them in front of their crowd will only make the situation worse.

*Do not neglect to address the issue thinking that the parents should address it. It is effecting your classroom, it has to be dealt with.

*Do not reject or exclude this student.

*Do not view the gossipier as getting what they deserve if the victim retaliates.

*Do not view the victim as too sensitive or tell them to not listen to what other people say. Social acceptance is very important to students.

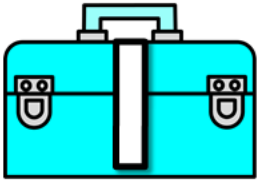
*Do not neglect to inform parents, suggest they speak to the student about the issue at home and implement consequences.

*Excessive gossiping geared towards one student can be
• considered bullying, do not forget to inform admin/school
• counselors.

Gossiping

BEHAVIOR TOOLBOX

Gossiping Quick Guide



what it looks like

*Student always has a story to tell about a classmate, teacher, friend, parent, or themselves.

*Usually the story the student is telling is negative, is not necessarily the truth, and they are not concerned with hurting anyone.

*Attention seeking, gossiping is their way of getting attention, power, and status.

*Disloyal, would gossip on their own best friend.



what to do

*Speak to the student in private, explain how gossip affects the person being spoken about and how it makes the gossipers look.

*When speaking to the student, provide specific examples of how the gossiping has hurt another person.

*When discussing a situation, explain that you are here to help the student learn responsibility. We are responsible for the words that come out of our mouth. Encourage the student to share positive news instead of negative.

*The student is gossiping to get attention and a sense of power and status from knowing important information. Give the student a classroom task that will fulfill this need. They could be in charge of the classroom newsletter or the classroom reporter, who at the end of the day reports positive moments from the day.

*This student should be seated in close proximity to the teacher.



what NOT to do


*Do not speak to the student in front of others.

*Do not reject or exclude this student.

*Do not view the gossipers as getting what they deserve if the victim retaliates.

*Do not view the victim as too sensitive or tell them to not listen to what other people say.

*Do not neglect to inform parents, admin/school counselors.



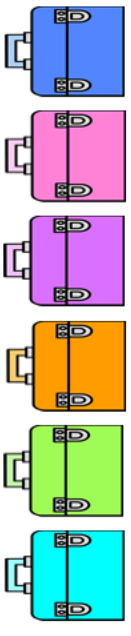
Gossiping

What to do (Cont.)

*The student is gossiping to get attention and a sense of power and status from knowing important information. Give the student a classroom task that will fulfill this need. They could be in charge of the classroom newsletter or the classroom reporter, who at the end of the day reports positive moments from the day.

*This student should be seated in close proximity to the teacher.

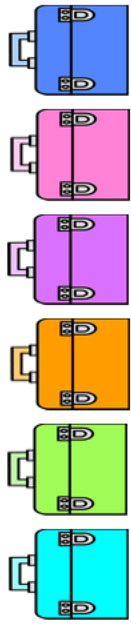
*Recommended book that discusses gossiping is "Mr. Peabody's Apples" by Madonna. A great lesson that can be used with Mr. Peabody's Apples is to have the class rip up a giant heart and attempt to have them tape it back together. It will never look the same, which represents the damage that gossiping can do to a person.

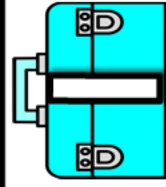


BEHAVIOR TOOLBOX

Gossiping

"A change in
behavior
begins with a
change in
the heart."






Gossiping

What it looks like

- *Student always has a story to tell about a classmate, teacher, friend, parent, or themselves.
- *Usually the story the student is telling is negative, is not necessarily the truth, and they are not concerned with hurting the person they are talking about.
- *Attention seeking, gossiping is their way of getting attention, power, and status.
- *This student's mind is always thinking about getting more information to share on others.
- *Disloyal, would gossip on their own best friend.
- *Prefers to be around other people in a group setting.
- *Likes to talk and be heard., able to turn any conversation into stories about someone else.
- *The classroom environment becomes negative due to the gossiping. Friendships may end, fights may occur, and an overall lack of trust develops.



Gossiping

What to do

- *Speak to the student in private, explain how gossip effects the person being spoken about and how it makes the gossip look. Ask the student "If you were in his/her shoes, how would this make you feel?"
- *When speaking to the student, provide specific examples of how the gossiping has hurt another person. As a last resort, have the student repeat the gossip to the person they were speaking about. They need to take ownership for what they said and they need to see how it impacts the other person.
- *When discussing a situation, explain that you are here to help the student learn responsibility. We are responsible for the words that come out of our mouth. Encourage the student to share positive news instead of negative.

(Continues on the flap)



Gossiping

What NOT to do

- *Do not speak to the student in front of others. They are gossiping to get a feeling of power and status, shaming them in front of their crowd will only make the situation worse.
- *Do not neglect to address the issue thinking that the parents should address it. It is effecting your classroom, it has to be dealt with.
- *Do not reject or exclude this student.
- *Do not view the gossip as getting what they deserve if the victim retaliates.
- *Do not view the victim as too sensitive or tell them to not listen to what other people say. Social acceptance is very important to students.
- *Do not neglect to inform parents, suggest they speak to the student about the issue at home and implement consequences.
- *Excessive gossiping geared towards one student can be considered bullying, do not forget to inform admin/school counselors.

CHECK THESE OUT

CLICK ON THE PICTURES TO GET A CLOSER LOOK.



This product and **49** others are included in this Bundle →



COUNSELOR
Collab
— with Laura & Ashley —



Would you like to spend less time browsing for resources and lesson planning, and more time serving students? Let Laura from [Music City Counselor](#) and Ashley from [Heart and Mind Teaching](#) do the work for you!

CLICK TO COLLAB

MEMBER Perks

- ♥ Data-driven resources by theme.
- ♥ \$35+ value of ready-to-use materials.
- ♥ Lessons, group curriculums, forms, & activities.
- ♥ Tier 1, 2, and 3 research-based resources.
- ♥ No contracts, cancel anytime.



THANK YOU

FOR SUPPORTING MY LITTLE SHOP.

Hi there! I'm Ashley- a School Counselor, curriculum developer, blogger, and mama to two young boys. I have a passion for creating fun and engaging resources for Counseling and Social Emotional Learning.

LET'S BE FRIENDS

Ashley

Access my
Freebie
Library



FOLLOW FOR EXCLUSIVE SAVINGS

New products are 50% off for 24hrs.

CLICK HERE

★ HOW CAN YOU EARN TPT CREDITS? When you leave feedback, TpT rewards you with credits that you can use toward future purchases.

ACCESS MY FREEBIE LIBRARY

Join my Newsletter to be informed of all future added freebies.

I WANT FREEBIES

TERMS OF USE

© Heart and Mind Teaching, 2017, 2024. All rights reserved. Purchase of this item entitles the purchaser the right to reproduce for classroom, personal, and google classroom use only. Use in multiple classrooms, requires the purchase of additional licenses. Redistribution or duplication of this product is strictly forbidden without the written permission of the publisher. Copying any part of this product and placing it on a publicly accessible website is strictly forbidden and is a violation of the Digital Millennium Copyright Act (DMCA). You may post this for single-classroom use on a password protected student site such as google classroom. **You may NOT post my products on any public, for-profit, or commercial websites or entities, such as Outschool.** Please do not sell or distribute any part of this as your own. Thank you for abiding by universally accepted codes of professional ethics while using this product.



If you have any questions or concerns please email me at:

heartandmindteaching@gmail.com

CREDITS

